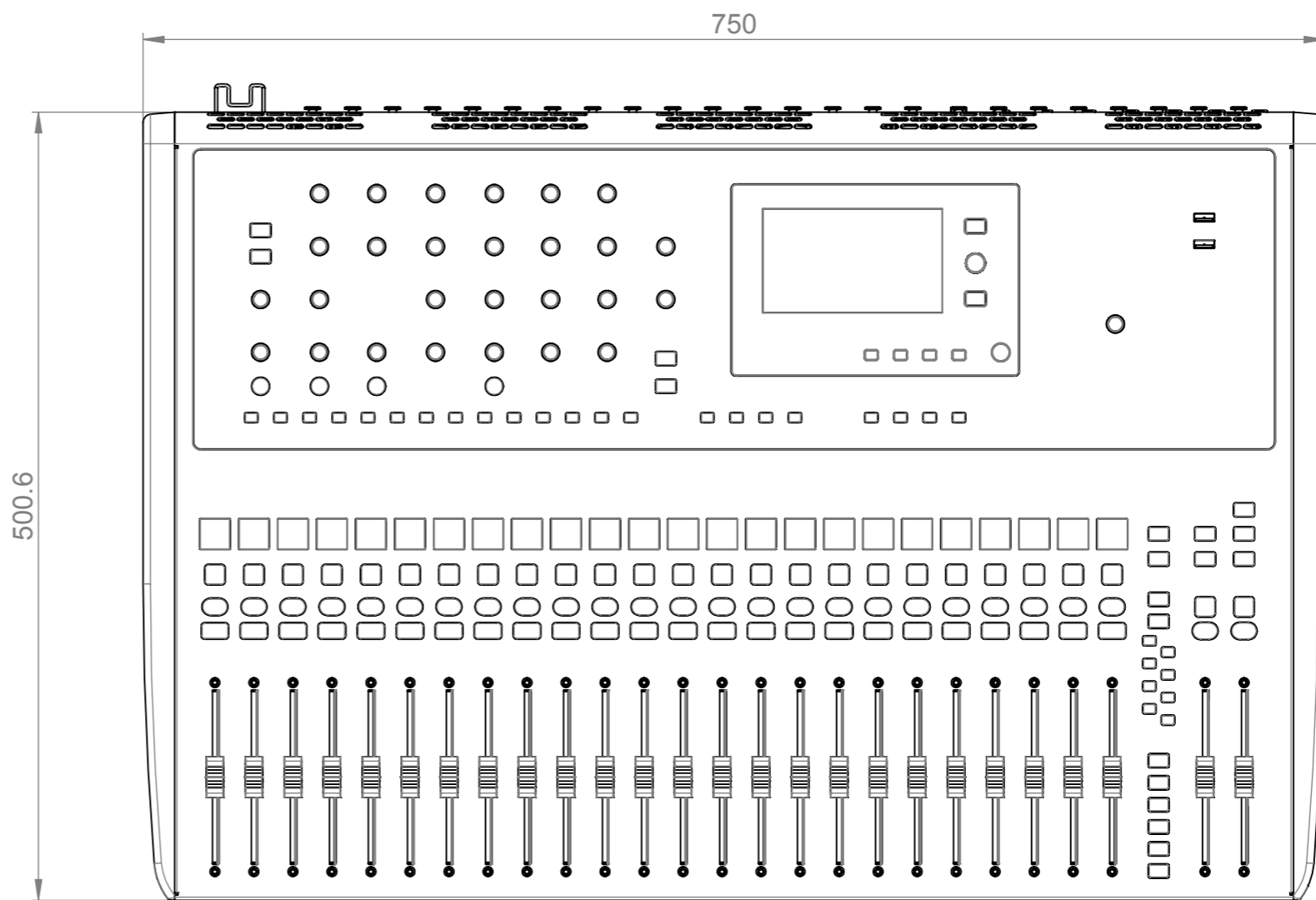
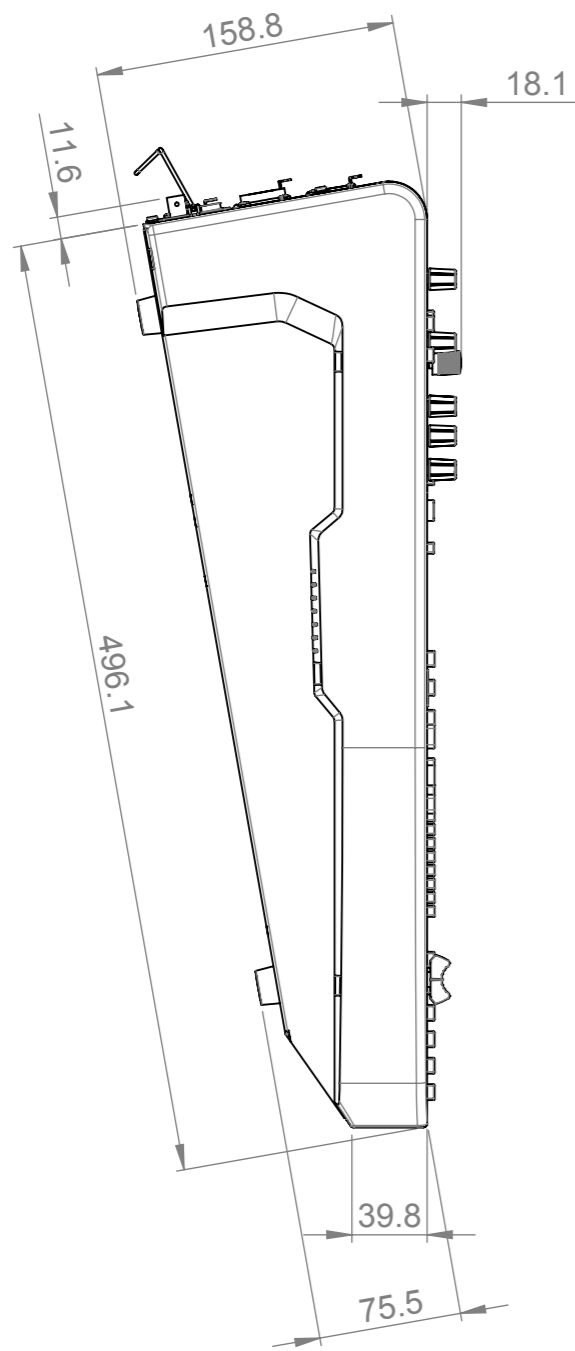
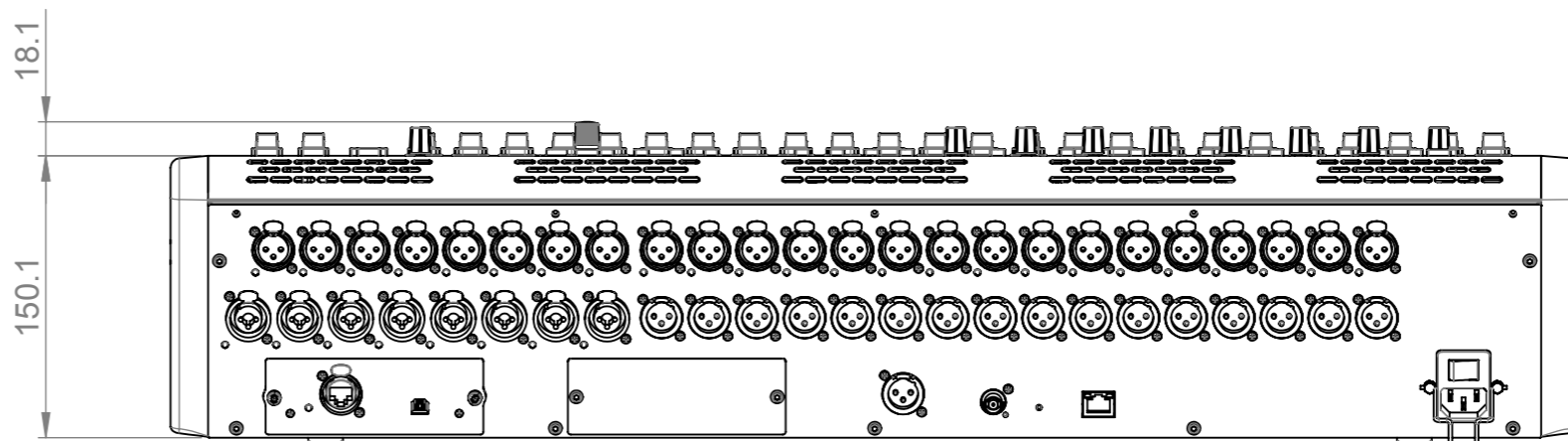


REVISION HISTORY

DATE	REV.	PREVIOUS PART NO.	DESCRIPTION	ZONE	BY
------	------	-------------------	-------------	------	----



PROPRIETARY AND CONFIDENTIAL  
PROPERTY OF HARMAN. DO NOT DISCLOSE,  
REPRODUCE, OR PUBLISH WITHOUT  
WRITTEN HARMAN APPROVAL.

**ROHS**  
RESTRICTION OF HAZARDOUS SUBSTANCES  
ALL MATERIALS USED IN THIS PART MUST BE  
ROHS COMPLIANT.  
SUPPLIER SHALL PROVIDE A CERTIFICATE OF  
ROHS COMPLIANCE WITH THE FIRST  
ARTICLE.

ALL DIMENSIONS IN MILLIMETRES

DIMENSIONS SHOWN ARE FOR REFERENCE AND INSPECTION ONLY.  
REFER TO CAD MODEL PROVIDED WITH THIS DRAWING FOR OVERALL  
DEFINITION OF PART GEOMETRY.

DRAWN BY G. Clark	DATE 19/05/2015
DESIGNED BY A. Pat	DATE 19/05/2015
ENGINEER L. Wang	

**HARMAN** Cranborne Hse  
Cranborne Rd, Potters Bar  
Herts, EN6 3JN, UK

TITLE  
**Si Impact  
Outline Dimensions**

NO.	REV <b>A</b>
SIZE <b>A3</b>	SCALE <b>1:4</b>
DO NOT SCALE DRAWING	SHEET <b>1</b> OF <b>1</b>